

PT2.3-12

12Volt 2.3Ah

Specifications

Nominal Voltage(V) **12V**

Nominal Capacity

20 hour rate	(0.25A to 10.50V)	2.3Ah
10 hour rate	(0.475A to 10.50V)	2.12Ah
5 hour rate	(0.85A to 10.20V)	1.96Ah
1 C	(5A to 9.60V)	1.40Ah
3 C	(15A to 9.60V)	1.64Ah

Weight Approx. 0.9kg(1.98Lbs.)

Internal Resistance (at 1KHz) Approx. 19 mΩ

Maximum Discharge Current for

5 seconds: **13A**

Charging Methods at 25°C (77°F)

Cycle use:

Charging Voltage **14.4 to 15.0V**

Coefficient -5.0mV/°C/cell

Maximum Charging Current : **0.69A**

Standby use:

Float Charging Voltage **13.5 to 13.8V**

Coefficient -3.0mV/°C/cell

Operating Temperature Range

Charge **-15°C (5°F) to 40°C (104°F)**

Discharge **-15°C (5°F) to 50°C (122°F)**

Storage **-15°C (5°F) to 40°C (104°F)**

Charge Retention (shelf life) at 20°C (68°F)

1 month	92%
3 month	90%
6 month	80%

Case Material **ABS UL94 HB**

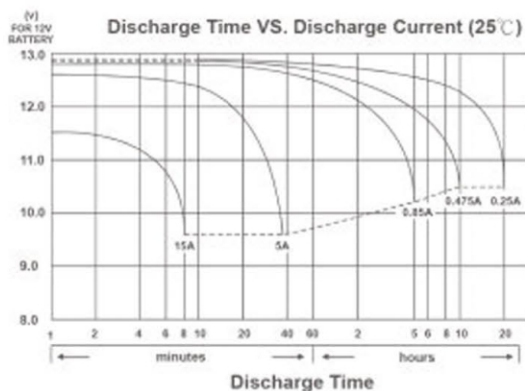
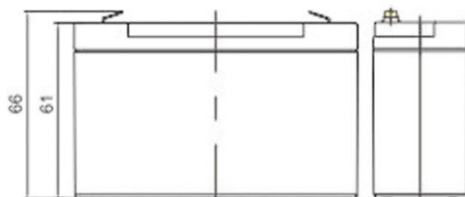
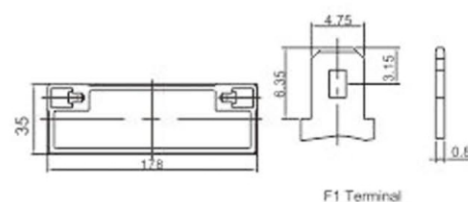
Option: Flammability resistance of (UL94 V-0)

Terminal **F1 or F2 (Faston Tab 187 or 250)**

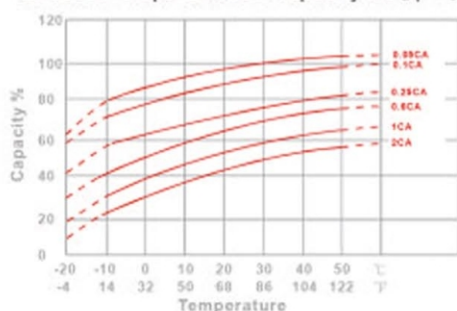


Dimensions

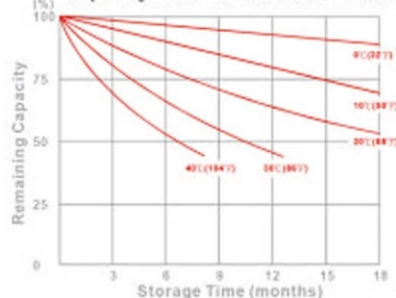
mm(inch)



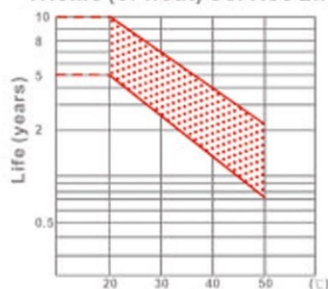
Effect of Temperature on Capacity 25°C(77°F)



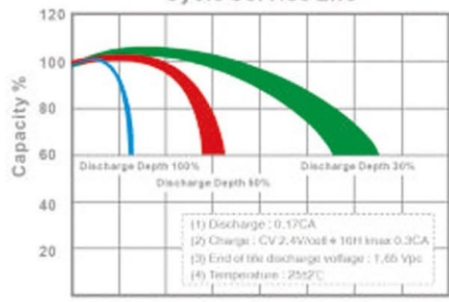
Capacity Retention Characteristic



Trickle (or float) Service Life



Cycle Service Life



Constant Current Discharge Characteristics : A (25°C)

F.V/Time	5MIN	10MIN	15MIN	30MIN	1HR	2HR	3HR	4HR	5HR	8HR	10HR	20HR
1.60V	5.154	3.361	2.480	1.435	0.829	0.489	0.356	0.283	0.239	0.160	0.130	0.068
1.65V	4.968	3.261	2.415	1.404	0.814	0.482	0.351	0.280	0.236	0.158	0.129	0.067
1.70V	4.726	3.130	2.329	1.362	0.794	0.473	0.345	0.275	0.233	0.156	0.127	0.066
1.75V	4.415	2.960	2.218	1.307	0.767	0.460	0.336	0.269	0.228	0.153	0.125	0.065
1.80V	4.022	2.743	2.075	1.237	0.732	0.443	0.325	0.261	0.221	0.149	0.122	0.064
1.85V	3.540	2.471	1.895	1.146	0.687	0.422	0.311	0.250	0.213	0.144	0.118	0.062

Constant Power Discharge Characteristics : WPC (25°C)

F.V/Time	5MIN	10MIN	15MIN	30MIN	1HR	2HR	3HR	4HR	5HR	8HR	10HR	20HR
1.60V	8.87	5.80	4.40	2.65	1.57	0.94	0.69	0.55	0.47	0.32	0.26	0.14
1.65V	8.78	5.78	4.38	2.63	1.56	0.93	0.68	0.55	0.46	0.31	0.26	0.13
1.70V	8.44	5.61	4.26	2.56	1.53	0.92	0.67	0.54	0.46	0.31	0.25	0.13
1.75V	8.03	5.40	4.11	2.49	1.48	0.90	0.66	0.53	0.45	0.31	0.25	0.13
1.80V	7.44	5.09	3.90	2.37	1.42	0.87	0.64	0.52	0.44	0.30	0.24	0.13
1.85V	6.67	4.66	3.61	2.22	1.34	0.83	0.62	0.50	0.42	0.29	0.24	0.13

(Note) The above characteristics data are average values obtained within three charge/discharge cycle not the minimum values.